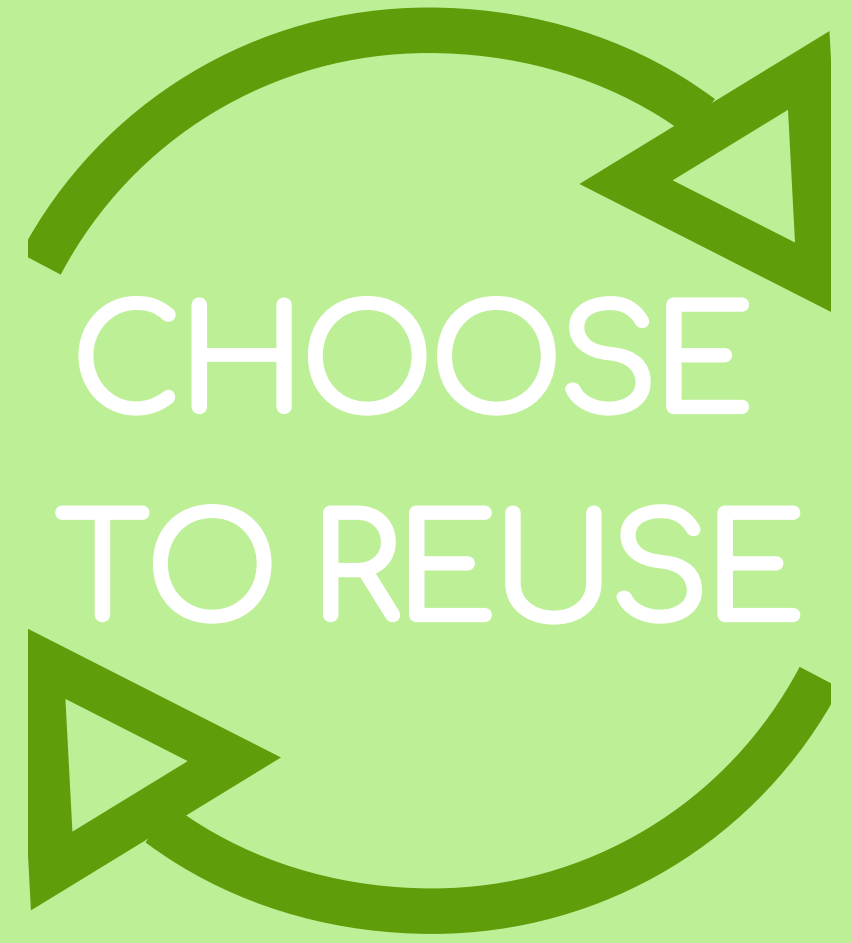


A guide to help you reduce your waste



To keep our planet healthy for future generations, it is important that we think about what we use and what to do with that item once we have used it.



Things you can make with your recycled items



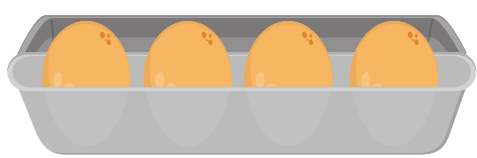
Make a bird feeder out of old plastic bottles or milk cartons. Make feeders by filling the recycled containers with seeds, poking holes in them and hanging them up outdoors.




There are so many new things you can create from your old unwanted clothes, for example, you could create cushion covers, juggling balls or tea cosies!




Make flower or herb pots out of old tins or coffee cans by painting and decorating them to create beautiful planters.



Get egg-xtra creative! There are so many creations you can make out of egg boxes, from flowers to crabs and even dinosaurs!



Why not use your used scrap paper to make new creations? You could create paper planes to race against your friends, a paper cup to hold water in or a frog that leaps! There are many guides available for different origami patterns in books and online.



Make music from your waste! There's loads of musical instruments you can make, for example, drums can be made from cans, guitars from elastic bands, and tambourines from paper plates!

When something is broken, why don't you see if you mend it instead of throwing it away!





Did you know a plastic bag can take up to 500 years to be broken down? That means it could stay on our earth for that long!

When you are heading out to the shops, always take with you an old carrier bag with you for your shopping- that way, you don't need to pick up a new one



Other ways that your items can be reused...



Create compost to make your garden thrive! You can reuse many waste items, such as eggshells and old tea bags, using a compost bin. This waste then degrades and turns into compost.



Donate old books and clothes to charity shops so other people can reuse them. This reduces waste and allows charities to make more money.



If you want to get rid of something, make sure to recycle it where you can, so it can be made into something new. For example, plastic bottles can be made into fleeces to keep people warm, or milk bottles can be made into benches for people to sit on!

Recommended websites:

<https://www.recyclenow.com/> - check out this site to learn more about how recycling works and what you can and can't recycle

<http://www.suffolkschoolsrecycling.org.uk/Kids/Fun-and-Games> - find out how much you know about waste and recycling also learn more about composting

<http://zone.recycledevon.org/fun-stuff> - play some games to improve your knowledge!

One last thing... when you can't reuse your items anymore make sure to throw them away into the **correct bin**, so check it can be correctly sorted and made into something new!

